

散髮弄舟

(Rowing With Straggling Hair)

Composer Chung-Ying Kuo

Poem Li-bai

±5" ±9" ±5"

N.S.

Soprano

棄 *p* *mf* *pp* *mf* 棄 我 去

Hsiao

1"

Cello

Piano

Hold a pen of metal body with left hand horizontally. Then let it fall onto the piano area IV

push with the forefinger Ca. 1/4

push with the forefinger Ca. 1/4 *gliss.*

mp *mf*

Sus. Ped.

±7" ±6"

4" 3"

Soprano

者 棄 我 者 棄 我者(棄我)----- 棄 我 去 者(mm) 棄我棄我者(棄我去者) 棄 我 去 者

p *Sub. ff* *Sub. mp* *p* *ppp* *pp < mp* *pp*

Hsiao

1"

Cello

f *p* *ppp*

Piano

p *sffz* *Sub. p* *ppp* *mf*

Sus. Ped.

End finger gliss.

Inside the piano area IV Y

gliss.

8

Soprano

昨日之日 不可留

p *cresc.* *f*

±4" ±2.5"

gliss.

0.5

8

Hsiao

p *mf* *ppp* *mp* *cresc.* *mf*

3"

1

1.5

8

Cello

3 5

mp *cresc.* *mf*

8

Piano

p *pp* *cresc.* *mf*

Sus.Ped. _____ *

Detailed description of the musical score: The score is for a piece with four parts: Soprano, Hsiao, Cello, and Piano. The Soprano part has lyrics '昨日之日 不可留' and a dynamic range from *p* to *f*, including a *gliss.* instruction. The Hsiao part has dynamics *p*, *mf*, *ppp*, *mp*, *cresc.*, and *mf*. The Cello part has dynamics *mp*, *cresc.*, and *mf*. The Piano part features triplets and a dynamic range from *p* to *mf*. There are performance instructions for *Sus.Ped.* and a star symbol. Time signatures 6/8 and 4/8 are present. A dashed line labeled *8va* indicates an octave shift in the piano part. A vertical dashed line is present between the Hsiao and Cello staves.

±4" ±4" ±4" ±5"

Soprano
ff 亂 我 心 者

Hsiao
p *fp* *mf* *fp*

Cello
mf *mp* *f* *Pizz.* *gliss.*

Piano
mf *f* *mp* *pp* *f*

Sus.Ped.

Hold a pen of metal body with left hand horizontally. Then let it fall onto the piano area IV

Area III
 Strum with the pen

Area IV
gliss.

Area I
 Any four tones referring to the figure

2" 1" 3" 4" 2" 4"

Soprano
 17

Hsiao
 17
ff
ppp
 3"
 2"
 Poco

Cello
 17
Sul.C. p
ff
Sul.C. ppp
mf
pp
L.V. arco

Piano
 17
 Area IV *gliss.*
 Area V *gliss.*
 Area IV *gliss.*
mp *pp* *ppp*
 Hold a pen of metal body with left hand horizontally. Then let it fall onto the piano area II
ff

23 $\pm 3''$ $\pm 10''$

Soprano

今日之日多煩憂

mp *cresc.* *ff*

Hsiao

1'' 2'' 4'' 4.5'' 1.5''

Poco *Cresc.* *ff*

Cello

23 *f* *p* *arco* *Pizz.* *arco* *mf* *mp* *cresc.* *ff*

Piano

23 *mf* *Poco* *a* *cresc. Poco* *accl.*

Detailed description of the musical score: The score is for a piece with four parts: Soprano, Hsiao, Cello, and Piano. The Soprano part begins at measure 23 with the lyrics '今日之日多煩憂' (Today is a day of many troubles and worries). The dynamics range from mezzo-piano (mp) to fortissimo (ff), with a crescendo (cresc.) leading to the final note. The Hsiao part starts at measure 23 with a 'Poco' marking and a crescendo leading to fortissimo (ff). The Cello part starts at measure 23 with a forte (f) dynamic, then piano (p), followed by arco and pizzicato (Pizz.) markings, and dynamics of mezzo-forte (mf) and mezzo-piano (mp), leading to a crescendo and fortissimo (ff). The Piano part starts at measure 23 with mezzo-forte (mf) dynamics, followed by 'Poco' and 'a' markings, a crescendo (cresc.) with 'Poco' marking, and finally 'accl.' (accelerando) markings. The score includes various musical notations such as slurs, ties, and dynamic markings.

± 3" ± 5" ± 7" ± 3"

Soprano

Hsiao

Cello

Piano

fff *fp* *mp* *ppp*

fff *fp* *mp* *ppp*

Inside the piano area I

Snap Snap Snap

8vb-
Sus.Ped.

25 25 25 25

10/4 10/4 10/4 10/4

29 Sing with nasal sound into the piano

±5" ±3"

Soprano

長 風 萬 里 送 秋 雁 送 秋 雁 對 此 可 以 酣 高 樓

p *dim.* *ppp* *p*

Hsiao

R *dim.* *ppp*

Cello

29

Inside the piano

With fingertip *gliss.* *dim.* *ppp*

8^{va} With fingertip *gliss.*

Piano

p *gliss.* *dim.* *ppp*

Sus.Ped.

33 $\pm 7''$

Soprano

gliss. gliss. gliss.

高 樓 高 樓 *pppp* 蓬 萊 文 章 見 安 骨 *p*

33 6''

Hsiao

p

33

Cello

gliss. gliss. gliss. gliss.

p *ppp*

33

Piano

p *mp* *Poco a Poco rit.*

Inside the piano area III

3

Sus.Ped. _____

Score for Soprano, Hsiao, Cello, and Piano.

Soprano: 36 中間小謝又清發俱懷逸興壯思飛欲上青天攬明月
p *p* *mf pp* *f* *gliss.*

Hsiao: 36 *p*

Cello: 36 *p*

Piano: 36 *Inside the piano* *p* *Area I* *p* *Poco a Poco accele.* *mf*

Soft Ped. _____ *

Annotations: ±8" (Soprano), ±8" (Cello), 2" (Soprano), 4" (Piano), 1" (Piano).
 Instruction: Press the designated string with left hand, and play with right hand.

Soprano

Hsiao

Cello

Piano

39

抽 *mf* 刀斷水 *ff*

水 *mf* 更 流

±8"

±8-12"

2"

gliss. *mf* *ff*

gliss. *mf* *ff*

gliss. *mf* *ff*

Inside the piano

(brush back)

Pizz. *mf*

Sus.Ped.

Sub. mp

L.V.

The tempo & pitch increase second by second, no need to follow the exact follow the exact tempo & pitch on the score

42 ↓

Soprano

舉 林 銷 愁 愁 愁 東 愁 唉

p *ff* *f* *fff* *mp* *f* *dim.* *pp*

Hsiao

p *ff* *f* *fff* *mp* *f* *dim.* *pp*

Cello

p *ff* *f* *fff* *mp* *f* *dim.* *pp*

Piano

Inside the piano area I

p With fingertip *gliss.* With fingernail Return

Inside the piano area V

Inside the piano area IV *gliss.*

Normal *gva*

mp *f* *mp* *p* *ppp*

gva *gva* *gva*

Poco a Poco S.P.

Rh<->Lh

Sus.Ped. —————

Soft Ped. —————

50

Soprano

人 生 在 世 不 稱 意

pp *ff* *mp*

gliss. 2 1/2 gliss.

50

Hsiao

pp *ff* *mp*

tr tr tr# gliss.

50

Cello

pp *f* *mp* *p*

Sul.C Sul.CG Sul.GD Sul.DA Sul.C

50

Piano

Inside the piano area I

pp *f* *p*

Rh<->Lh

Sus.Ped. *

54

Soprano

明 朝 散 髮 弄 扁 舟

mf *f* *mp*

gliss. gliss. gliss. gliss.

54

Hsiao

mf *f* *mp*

gliss.

54

Cello

mf *f* *mp*

Pizz. Pizz. Sul.DA Sul.GD Sul.CG Sul.G Sul.C

3

54

Piano

mf *f* *mp*

15^{ma} gliss. 8vb

57

Soprano

Hsiao

Cello

Piano

57

57

57

57

mf

mf

mf

mf

tr

tr

tr

2"

p

p

p

8va

p

61

Soprano

61

Hsiao

61

Cello

61

Piano

8va ->

66 **Sing with nasal sound into the piano**

Soprano

Hsiao

Cello

Piano

5 6 3 *mf* *Sub. pp* *mp* *mp*

Sus. Ped.

Normal

唸阿 *fff*

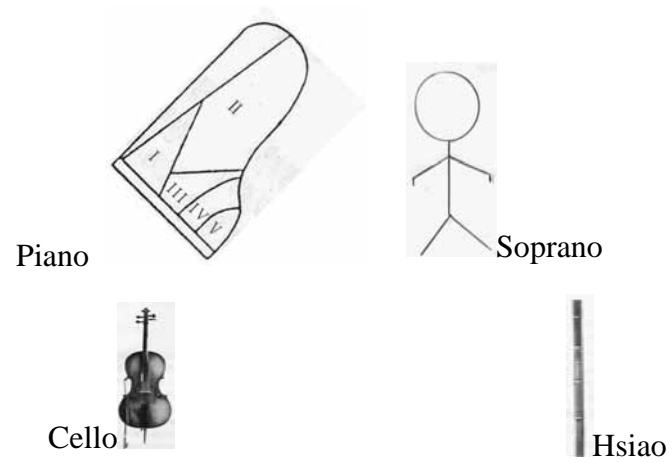
散 髮 弄 舟

(Rowing With Straggling Hair)

for soprano, Hsiao, cello and piano

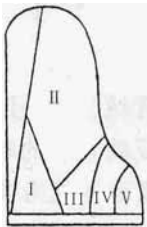
舞台放置樂器位置

INSTRUMENTS POSITIONS ON STAGE



鋼琴內部區域

PIANO INTERIOR AREA



此曲採用李白的詞宣州謝朓樓餞別校書叔雲

歌詞如下：

宣州謝朓樓餞別校書叔雲

李白 詞

棄我去者，昨日之日不可留。
亂我心者，今日之日多煩憂。
長風萬里送秋雁，對此可以酣高樓。
蓬萊文章建安骨，中間小謝又清發。
俱懷逸興壯思飛，欲上青天攬明月。
抽刀斷水水更流，舉杯銷愁愁更愁。
人生在世不稱意，明朝散髮弄扁舟。

The lyric is from Li-Bai's poem A Farewell To Secretary Shuyun At The Xietiao Villa in Xuanzhou, as follows :

A Farewell To Secretary Shuyun At The Xietiao Villa in Xuanzhou
Li-bai

Since yesterday had to throw me and bolt, Today has hurt my heart even more.

The autumn wildgeese have a long wind for escort As I face them from this villa, drinking my wine.

The bones of great writers are your brushes, in the School of Heaven, And I am a Lesser Xie growing up by your side.

We both are exalted to distant thought, Aspiring to the sky and the bright moon.

But since water still flows, though we cut it with our swords, And sorrows return, though we drown them with wine.

Since the world can in no way answer our craving, I will loosen my hair tomorrow and take to a fishingboat.

術語解說

女高音

N.S. : 鼻音

 : 照指示抖音

□ : 盡量放鬆張開口

□ : 微張的嘴

— : 完全閉起的嘴

x : 念誦

(x)

(棄我去者) : 括符中的字自由選擇小聲唸的順序

———— : 盡所可能的持續唱

 : 照指示滑音

∇ : 嘆息

↑ : 盡所可能的高音

Performance Notes

Soprano

N.S. : Nasal Sound

 : Vibrato molto as instructed

□ : Relax the mouth and then open it

□ : With slightly opened mouth

— : With mouth shut

x : Intonation

(x)

(棄我去者) : Words in the parenthesis can be whispered in free sequence.

———— : To sing continuously as possible.


 : Irregular glissando as instructed.

∇ : To sigh

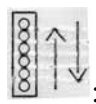
↑ : The highest note possible(indeterminate pitch)


簫

 : 照指示抖音

 : 氣聲


----- : 盡所可能的持續吹

 : 使用食、中、無名、小手指在管口快速的上下滑動吹奏

 : 照指示由有音高的氣聲逐漸轉為氣聲

大提琴

↑ : 升高四分之一


 : 照指示滑音

^{Sul.G} ↑ : 在橋與繫弦板上拉指定的弦(G)

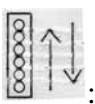
^{Sul.DA} ↑ : 在指定的弦(DA)盡所可能的高音


Hsiao

 : Vibrato molto as instructed

 : Air sound

----- : Play continuously as long as possible

 : Gliss up and down quickly with forefinger & middle finger & ring finger & little finger.

 : To sing from air sound with pitch , gradually turn to air sound with no pitch as instructed.

Cello

↑ : Quarter-tone sharp

 : Gliss as the instruction.

^{Sul.G} ↑ : Play on designated string(G) on bridge on bridge and tailpiece.

^{Sul.DA} ↑ : Highest possible note on designated string(DA)


鋼琴


Ca. 1/4: 大約 1/4 的琴弦的長度

x : 按著琴弦，敲打鍵盤


 : 在琴弦的部份用手指依照指示下滑


Y : 使用金屬刷

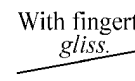
 : 用手掌拍琴弦後放開


 : 用手掌拍琴弦後壓著

snap : 使用手指甲彈奏指定琴弦

 : 在指定的琴弦上撥弦

 : 用指甲在指定的琴弦音域上滑奏


With fingertip
 : 用指尖在指定的琴弦音域上滑奏

 : 使用金屬刷背後


Piano


Ca. 1/4 : About 1/4 length of string

x : Press the string and hit the keyboard.


 : Gliss down on the string with fingers as instructed

Y : With metal brush

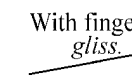
 : Hit string with palm and release


 : Hit string with palm and press

snap : Snap designated string with fingernail

 : Pizz on designated string

 : Gliss on designated string within assigned range with fingernail.

With fingertip
 : Gliss on designated string within assigned range with fingertip.

 : With the backside of metal brush.